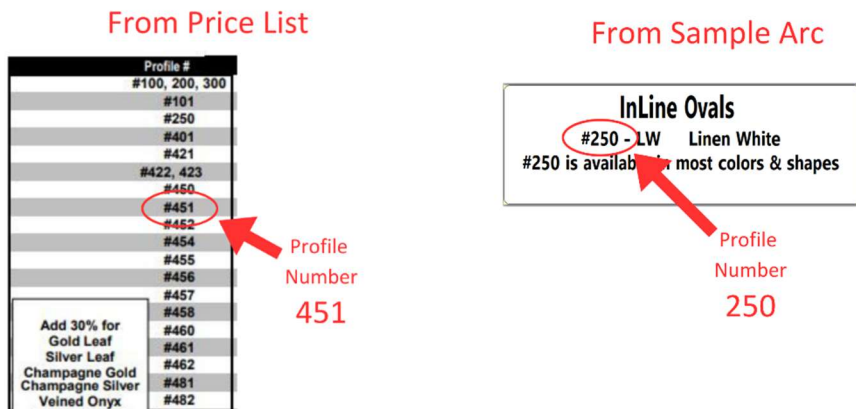


# How to Enter InLine Oval Products into LifeSaver

To enter InLine Ovals products into LifeSaver you will need to know:

## 1. Profile Number

- A 3-digit number that is listed with frame picture.



## 2. Shape Code

- Each shape has a letter assigned to it. You will need to know the letter for that shape.



### 3. Size Code

- **Only Standard sizes** are found in the Point of Sales software. Use the chart to determine the Size code
- **If the desired size is not listed, it may be available as a custom size.**
  - Page 11 of the pricelist has custom pricing
  - Or contact our Sales team 1-800-456-1232 or [sales@inlineovals.com](mailto:sales@inlineovals.com)

Ovals	
Size	Code
3.5x5	0305
4x5	0405
5x7	0507
6x8	0608
8x10	0810
9x12	0912
9x13	0913
10.5x13.5	1013
11x14	1114
12x16	1216
12x20	1220
13.5x16.5	1316
14x17	1417
13.5x19.9	1319
14x20	1420
16x20	1620
18x24	1824
20x24	2024
22x28	2228
24x30	2430
24x36	2436
30x36	3036
30x40	3040

Circles	
Size	Code
4x4	0404
5x5	0505
6x6	0606
7x7	0707
8x8	0808
9x9	0909
10x10	1010
11x11	1111
12x12	1212
13x13	1313
14x14	1414
15x15	1515
16x16	1616
17x17	1717
18x18	1818
20x20	2020
22x22	2222
24x24	2424
26x26	2626
28x28	2828
30x30	3030
35x35	3535

Rectangles	
Size	Code
3.5x5	0305
4x5	0405
5x7	0507
6x8	0608
8x10	0810
9x12	0912
9x13	0913
11x14	1114
12x16	1216
12x20	1220
14x17	1417
14x20	1420
16x20	1620
18x24	1824
20x24	2024
22x28	2228
24x30	2430
24x36	2436
30x36	3036
30x40	3040

Round Corner Rectangles	
Size	Code
3.5x5	0305
4x5	0405
5x7	0507
6x8	0608
8x10	0810
9x12	0912
9x13	0913
11x14	1114
12x16	1216
12x20	1220
14x17	1417
14x20	1420
16x20	1620
18x24	1824
20x24	2024
22x28	2228
24x30	2430
24x36	2436
30x36	3036
30x40	3040

Octagons	
Size	Code
8 7/8 x 12 11/16	0913
9 5/8 x 15 11/16	1016
10 5/8 x 17 11/16	1118
11 3/4 x 19 15/16	1220

Cathedrals	
Size	Code
5x7	0507
6x14	0614
10x16	1016
11.5x19.6	1119

Hearts	
Size	Code
6x6	0606
9x9	0909
14x14	1414
19x19	1919

Oblongs	
Size	Code
6x14	0614
12x20	1220

Hexagons	
Size	Code
9 5/8 x 14 11/16	1015
12x20	1220
14x24	1424

#### 4. Color Code

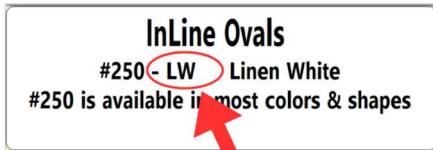
- The color code is 2 or 3 letters found after the Name, or at the end of the SKU.



Color Code  
SG



#### From Sample Arc



Color Code  
LW

## To Enter this information into LifeSaver – Cloud Version:

To Enter this information:

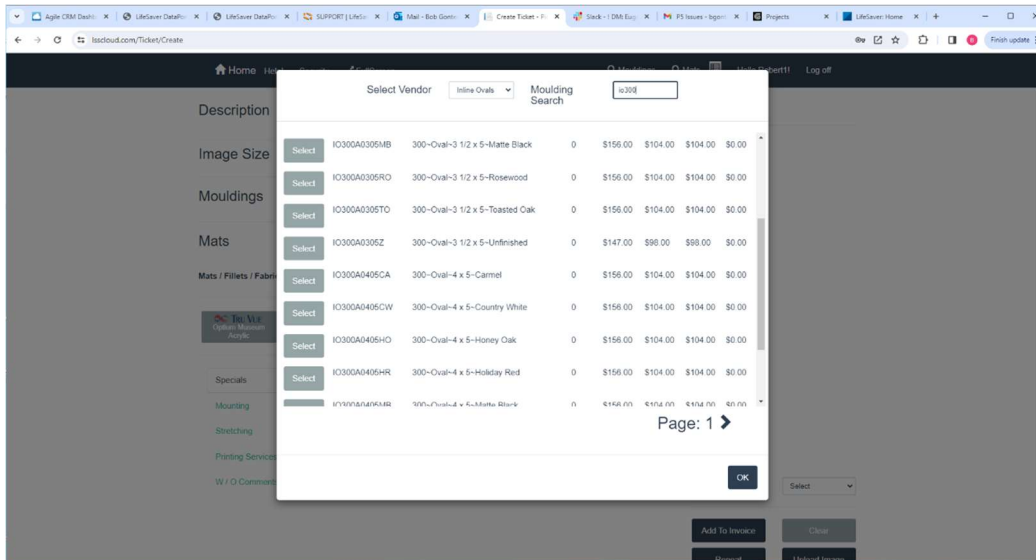
Go to “Write Orders”

Click on the “Browse Moulding (Search) Icon

The Product ID is listed in Life Saver – Cloud Program in the following order:

**IO, Profile Number, Shape, Size, Color Code**

i.e.: Profile 852 Oval Frame 16” x 20” in Gold Spray – IO852A1620GS



## To Enter this information into LifeSaver – Legacy Version:

To Enter this information:

Go to “Write Orders”

Type in the Prefix “IO”

Type in the Profile # and hit tab

In the Popup, Select the Shape, Size and Color

